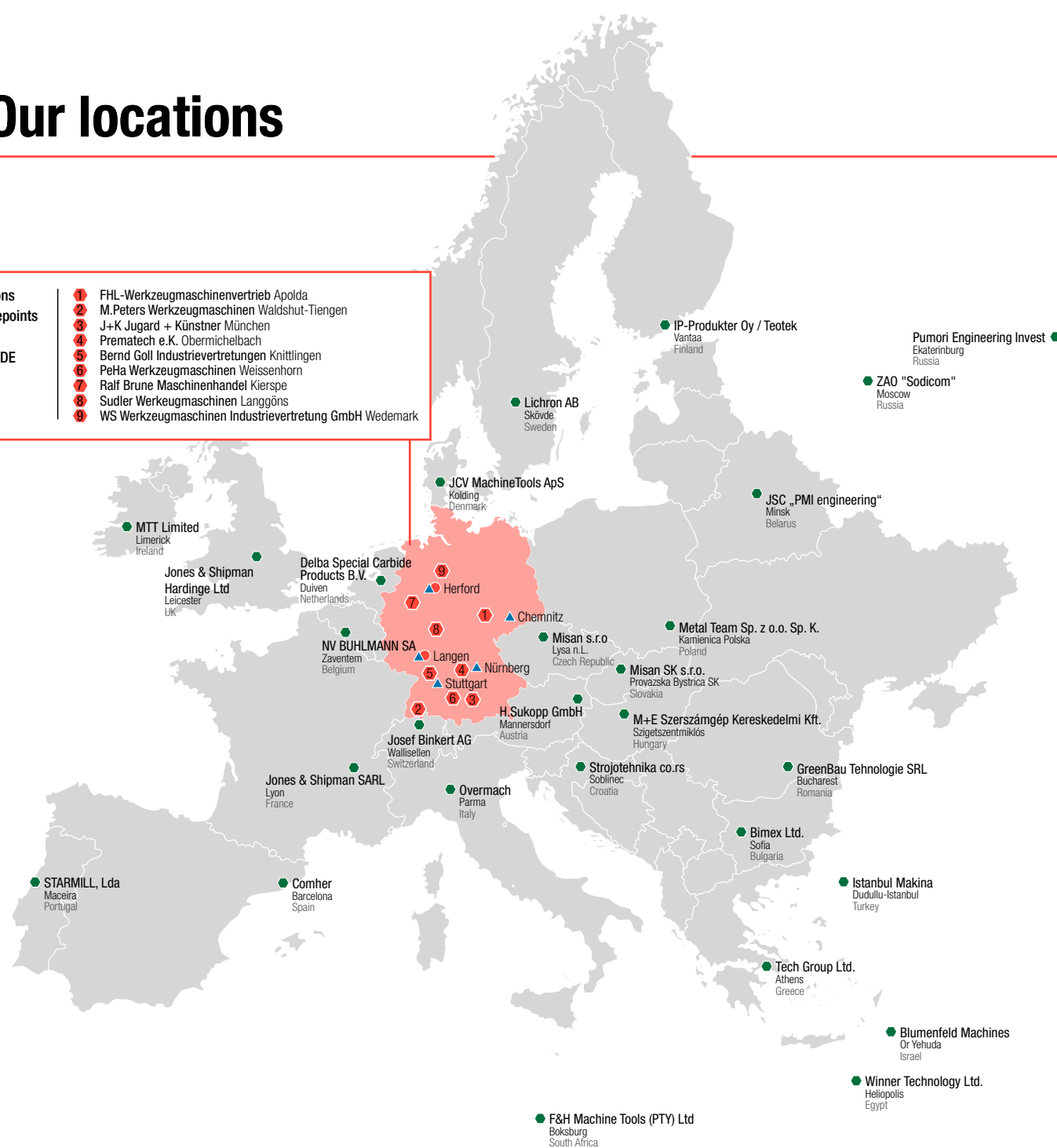


# Our locations

- Locations
  - ▲ Servicepoints
  - Dealer
  - Dealer DE
- 1 FHL-Werkzeugmaschinenvertrieb Apolda
  - 2 M.Peters Werkzeugmaschinen Waldshut-Tiengen
  - 3 J+K Jugard + Künstler München
  - 4 Prematech e.K. Obermichelbach
  - 5 Bernd Goll Industrievertretungen Knittlingen
  - 6 PeHa Werkzeugmaschinen Weissenhorn
  - 7 Ralf Brune Maschinenhandel Kierspe
  - 8 Sudler Werkzeugmaschinen Langgöns
  - 9 WS Werkzeugmaschinen Industrievertretung GmbH Wedemark



# Surface & Profile Grinding Machine

ACC SA1



**Okamoto**  
GRIND - X



Okamoto Machine Tool Europe GmbH  
Raiffeisenstraße 7b · 63225 Langen · Germany  
Tel. +49 (0) 6103 - 201 100 · Fax +49 (0) 6103 - 201 1020  
www.okamoto-europe.de · info@okamoto-europe.de

All data contained herein is based on the technical status of the machines at the time of printing. We reserve the right to change any detail via further development. As a result, dimensions, weights, colours, etc. of the delivered machines may vary.  
Printed in January 2019.

GRIND - X  
OKAMOTO PRECISION SYSTEMS  
**Okamoto**

GRINDING SOLUTIONS



Next Generation  
Standard surface grinder series  
equipped with a newly developed  
user friendly controller

## ACC 105 SA1

Chuck Size  
1000 x 500 mm

Simultaneous  
control axis  
number

- Best step up from the ever popular Okamoto ACC-DX Series
- Crossfeed setting by Teach-In
- Compact footprint design
- New control with LCD touch screen allows for easy monitoring of the machine functions and grind process

- Auto dress with compensation is standard
- Spindle inverter unit is standard
- Auto-retract function is standard



### ADDITIONAL EQUIPMENT

- Electro-(permanent) magnetic chuck with chuck controller
- Paper band filter coolant system
- Temperature stabilized wheelhead
- Wheel balancing systems
- Wheel flange

Description			52SA1	63SA1	64SA1	65SA1	84SA1	105SA1	
<b>Capacity</b>	Table Working Capacity	mm	505×200	605×300	605×400	610×500	805×400	1016×500	
	Max. Table Travel	mm	650×230	750×340	750×440	750×540	950×440	1150×540	
	Distance under new wheel to table top	mm	47.5~397.5	22.5~322.5	22.5~322.5	22.5~522.5	22.5~522.5	22.5~522.5	
	Standard chuck size	mm	500×200×75	600×300×75	600×400×85	600×500×100	800×400×85	1000×500×100	
	Table Load capacity (include chuck)	Kg	200	420		700			
<b>Longitudinal Feed (X axis)</b>	T-Slot (Width x No.)	—	—						
	Longitudinal Feed Rate (Average)	m/min	0.3~25						
<b>Vertical Feed (Y-AXIS)</b>	Manual Feed	Hand Feed per Revolution	mm 0.01/0.1/1.0						
		Graduation of Hand Feed	mm 0.0001/0.001/0.01						
	Automatic Feed Rate (Plunge & Traverse)	Coarse Grinding	mm 0.0001~0.03						
		Fine Grinding	mm 0.0001~0.03						
	No. of Spark-out	No.	0~10						
	Vertical Rapid Feed	mm/min	1~600						
<b>Cross Feed (Z axis)</b>	Manual Feed Rate	Hand Feed per Revolution	mm 0.1/1.0/5.0						
		Graduation of Hand Feed	mm 0.001/0.01/0.05						
	Automatic Feed Rate	Intermittent Feed	mm	0.5~15	0.5~20	0.5~20	0.5~20	0.5~20	0.5~20
		Continuous Feed Rate	mm/min	0.1~1000					
<b>Grinding Wheel</b>	Diameter x Width x Bore	mm	Ø 205×19× Ø 50.8		Ø 355×38× Ø 127				
	Speed	min-1	1000~3600	200~2500	200~2500	200~2500	200~2500	200~2500	
<b>Motors</b>	Grinding Wheel Spindle	kW/P	2.2/2		3.7/4				
	Hydraulic Oil Pump	kW/P	0.75/2		1.5		2.2		
	Vertical Feed	kW	0.4		0.4				
	Cross Feed	kW	0.75						
<b>Power Supply</b>		KVA	8		11		14		
<b>Floor Space</b>	Width x Depth x Height	mm	2430×2000×1850	2740×2250×1850	2740×2450×1850	2740×2600×2120	3330×2450×2120	4330×2600×2120	
<b>Weight</b>	Net Weight	Kg	2100	2800	3000	3500	3900	4600	

\* Above Floor Space does not including Coolant tank unit

With more capability and reliable new controller, makes it easy to operate the machine

# ACC SA1

LCD Touch Screen Display  
Simplified & efficient new control system



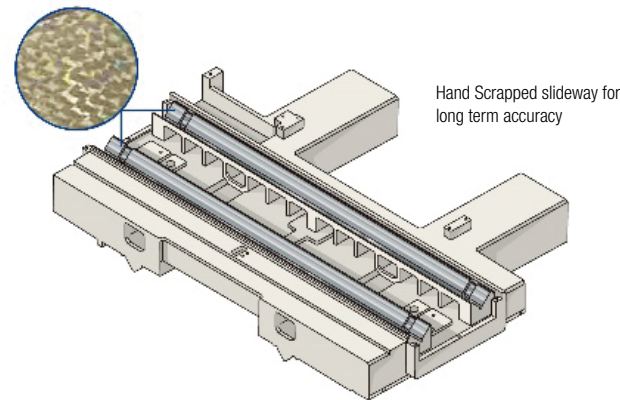
## Saddle Typ Construction for ACC-SA1 Series

Same as the DX-series.  
Ready to use machine, with easy operation.

- Utilizes AC servo motor for Vertical & Crossfeed movement
- M.P.G. handle on each axis for simplified and convenient use for the operator
- Manual feed for Crossfeed X 1, X10, X50, for Vertical feed is X0.1, X1, X10



Hand scraped double V table ways



Hand Scraped slideway for long term accuracy

## Ease of Operation in the Grinding Machine

### Mechanical structure

- Ergonomic design for easy Operation

### Feature of Construction

- All controls grouped together on the main control panel

## More simply operation with New controller

Large LCD Touch Screen Display aids setting of auto grind cycles with shift plunge cycle included and auto dress cycle with dress compensation included. A self diagnostic function is also present.

### Easy to use Operational panel

- Utilizing 10 inch color LCD monitor
- Common functions present in the LCD display are found and set quickly using physical touch buttons

### Automatic Grinding Mode and Manual Grinding Mode

- Okamoto's control system simplifies the grinder's fully automatic cycle
- Manual grinding mode can be used to simulate a manual machine



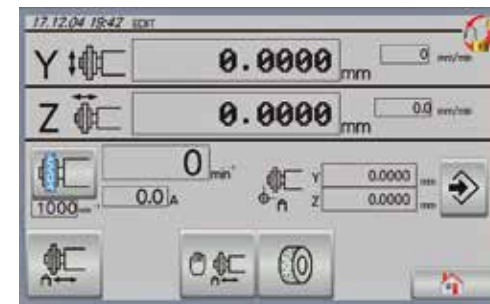
Vertical feed handwheel

## Simplified operation to take advantage of many functions of the New control

Includes Automatic dress with compensation and Shift Plunge Cycle.

### Automatic dress with compensation function

- Automatic dress with compensation function is standard using the Table mounted dresser Separate Setting Coarse or Fine dress amount and speed. Multiple Dress cycle can be set with interval in Coarse grinding mode.
- Dress counter is also available as an option (OP)



Dress Parameters set up screen

### Grinding parameters are stored for up to 10 programs (OP)

- Grinding conditions recorded as Max. 10 recipe and call back (OP)

### Shift Plunge Cycle

- Shift plunge Cycle for Coarse grinding mode Step shift movement for plunge grinding
- Shift plunge is 30 % faster than traverse grinding

### Display Alarm

- Report function displays alarm, helping improve maintenance
- Alarm display, allows for easy and quick solution

### Tracking of total working hours, Cycle counter

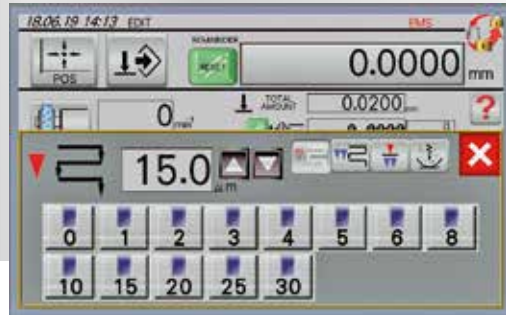
- Tracking Power ON hours, Spindle ON hours can be monitoring(OP)
- Also available is a cycle counter for calculate completed workpiece (OP)





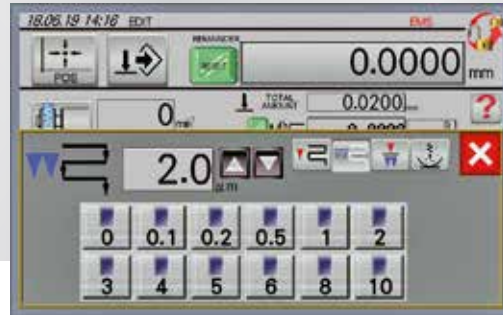
Software

Coarse/Fine grinding infeed set up screen



Coarse grinding infeed set up screen

- Select your needed infeed amount or push



Fine grinding infeed set up screen

- Select your needed infeed amount or push

Grinding wheel rotation speed set up screen



Setting the speed with dial

- Press grinding spindle icon, to open set up widows



Setting the speed with numeric keypad

- Push rpm value widows for numeric keypad to pop up and enter desired value

Step feed or Bias (continuous) feed set up screen



Set up screen for Step feed amount

- Set up step amount for Coarse & Fine grinding separately

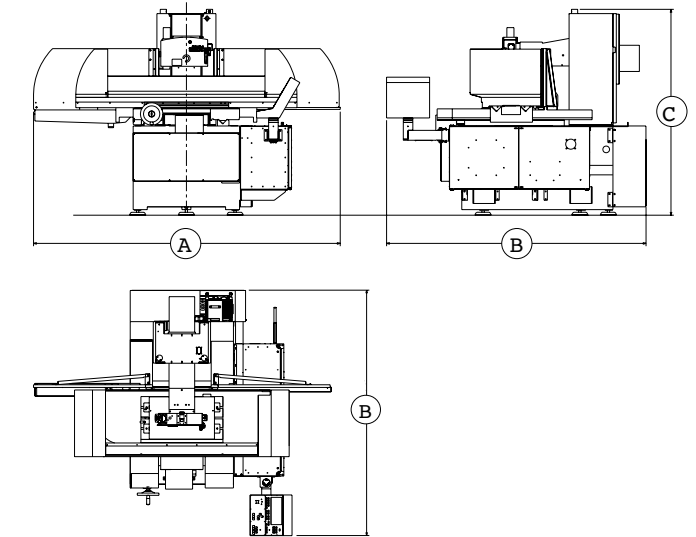


Set up screen for Bias (continuous) feed amount

- Set up Bias (continuous) feed amount for Coarse & Fine separately

Machine External View

		A	B	C
ACC-52SA1	mm	2,430	1,920	1,845
ACC-63SA1	mm	2,740	2,120	1,845
ACC-64SA1	mm	2,740	2,330	1,845
ACC-65SA1	mm	2,740	2,520	2,110
ACC-84SA1	mm	3,325	2,330	2,165
ACC-105SA1	mm	4,320	2,550	2,110



Lineup of The Precision Surface Grinding Machine ACC - SA1 Series

ACC-52SA1	mm	500x200
ACC-63SA1	mm	600x300
ACC-64SA1	mm	600x400
ACC-65SA1	mm	600x500
ACC-84SA1	mm	800x400
ACC-105SA1	mm	1000x500

Net Weight of the ACC - SA1 Series

ACC-52SA1	kg	2100
ACC-63SA1	kg	2800
ACC-64SA1	kg	3000
ACC-65SA1	kg	3500
ACC-84SA1	kg	3900
ACC-105SA1	kg	4600

Magnetic Chuck Work Area

